

MIDDLE GRADE

ELA bell ringers



three
FREE WEEKS



editable
TEXT

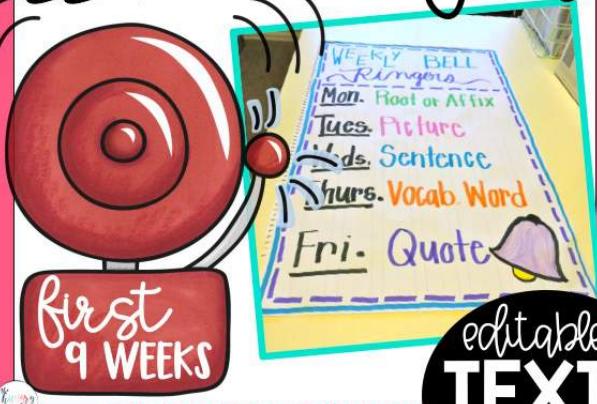


ALL 4
QUARTERS
OF BELL
RINGERS
CAN BE
FOUND IN
MY TPT
STORE

INCLUDES digital VERSION

MIDDLE GRADE

ELA bell ringers



first 9 WEEKS

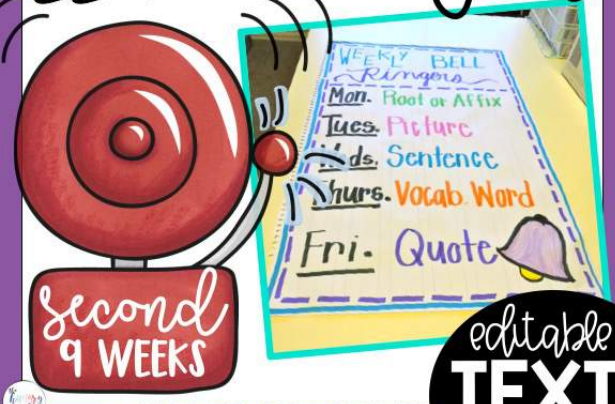
editable TEXT

©MARTINA CAHILL-THE HUNGRY TEACHER

INCLUDES digital VERSION

MIDDLE GRADE

ELA bell ringers



second 9 WEEKS

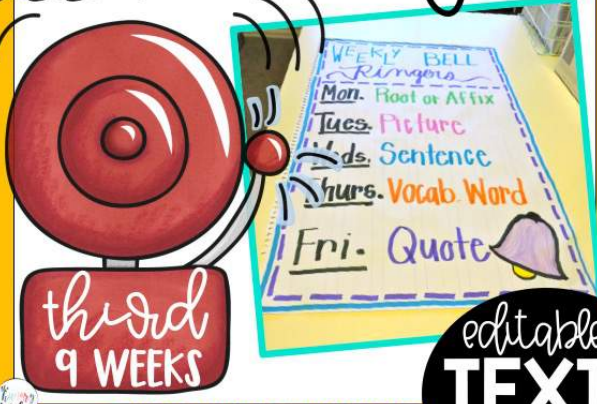
editable TEXT

©MARTINA CAHILL-THE HUNGRY TEACHER

INCLUDES digital VERSION

MIDDLE GRADE

ELA bell ringers



third 9 WEEKS

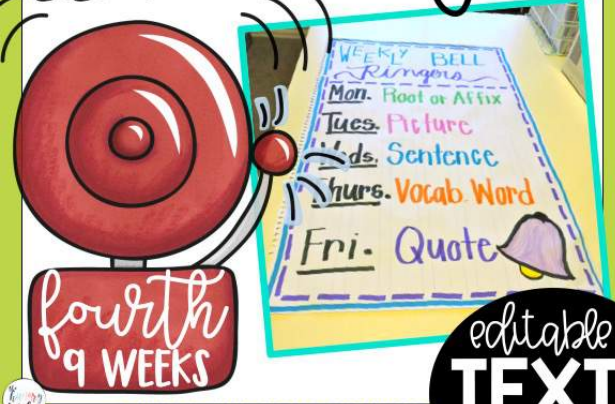
editable TEXT

©MARTINA CAHILL-THE HUNGRY TEACHER

INCLUDES digital VERSION

MIDDLE GRADE

ELA bell ringers



fourth 9 WEEKS

editable TEXT

©MARTINA CAHILL-THE HUNGRY TEACHER

OR GET
THE
BUNDLE
FOR
20%
SAVINGS

INCLUDES
digital
VERSION

MIDDLE GRADE

ELA bell ringers



@MARTINA CAHILL-THE HUNGRY TEACHER

Monday

Root or Affix of the Week

Students write the root or affix, the meaning, three examples, and draw pictures for each example. Selected from grades 4-7 most used affixes and roots.

Tuesday

Picture of the Week

Students make as many inferences as possible about the picture in the presentation. Students write in at least 2-3 complete sentences.

Wednesday

Sentence of the Week

Students correct a grammatically incorrect sentence based on the CCSS 4-7 language standards.

Thursday

Word of the Week

Students write, define, break-up, use the word in a sentence, and illustrate a CCSS literary device vocabulary word or CCSS vocabulary word. Based on the CCSS 4-7 standards.

Friday

Quote of the Week

Students read a quote and write what the quote means to them or makes them think of. Many quotes chosen from 4-7 grade popular/award-winning novels.

First Quarter "Sentence of the Week" answer key:

Week	Corrections
1	Jamie went to the store, took her packages to the post office, and then went home to make dinner for her brother, Joseph.
2	Lets call Rikki and see if she wants to go to Hobby Lobby.
3	After the National Monument, she and I went to see the Washington Monument and the Lincoln Memorial.
4	A parent should help his or her child stay safe.
5	Helen and Allie showed us their baseball caps before they went to shop at Sports Authority for new ones.
6	When my mom was in school, she had to use a typewriter to type her English assignments.
7	I like visiting Boston, where I can go on duck tours and visit Paul Revere's home.
8	When Lily saw her friend, Lily smiled.
9	On my street, the garbage collectors pick up the garbage on Mondays.

How it works in my 6th grade ELA classroom.

Make sure to really model:

- Titriling each page
- Writing the days and the date on the side of the page
- Drawing a line underneath each days work...

...or you will have a hot mess!

I initial each day if they earn all 3 points. If they earn 2, I do just the "M," and if they earn one, I just put a "1."

At the end of the week, they can earn a total of 15 points (3 points for each day).

I just take my clipboard around on Fridays, check for my initials from the week, write the total on their page, and then record it on my checklist.

Easy peasy!

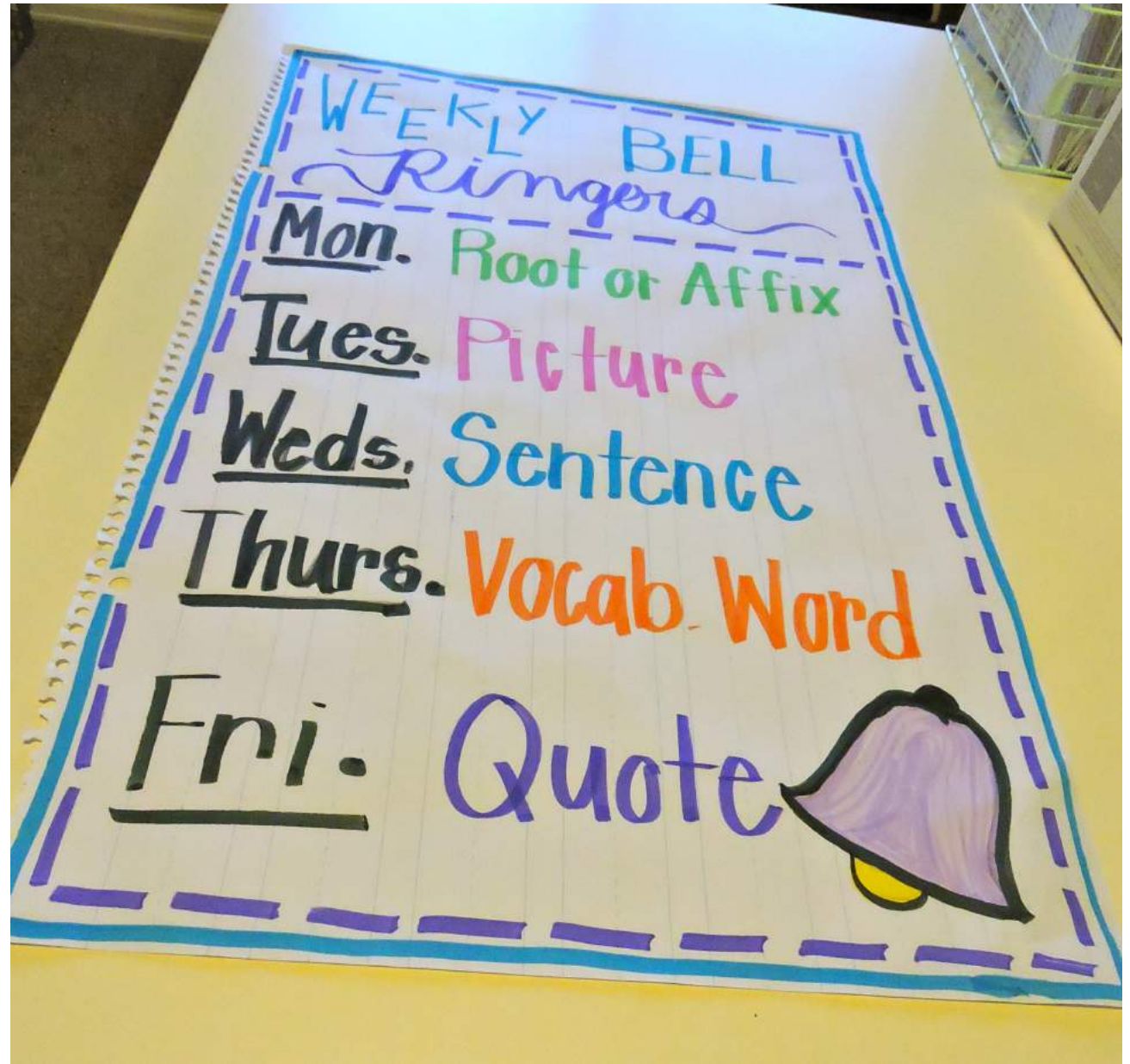
chart papers

Making a chart paper is great for reminding students of what should be done each day. If they are absent they know to move on to the next day.

It also helps remind me to project the bell ringer each day.

You could get more detailed and write a short description of what they should do each day.

Also, I LOVE chart papers 😊.



Friday: Quote of the Week

Friday Directions:

In at least 2-3 sentences, write what the quote means to you, or what it makes you think of.

QUOTE: "When given the choice between being right or being kind, choose kind."

—Dr. Wayne Dyer

RESPONSE:

Tuesday: Picture of the Week

Tuesday Directions:

Make as many inferences as you can about the picture below. Make sure to write in complete sentences.



Your inferences:

Wednesday: Sentence of the Week

Wednesday Directions:

Underneath the sentence, rewrite the sentence and corrections to make the sentence (grammar, spelling) follow the directions provided.

Original Sentence:

jamie went to the store took her pakages to the post office and make dinner for her brother joseph

Rewrite and correct the sentence:

Thursday: Word of the Week

Thursday Directions:

1. Look up the definition for the word and write it after the word.
2. Write the part of speech for the word.
3. Use the word in a sentence.
4. Insert an image that illustrates the word.

Word/Definition	Part of Speech	Sentence	Image
Plot:	/plŌt/		

Monday: Greek/Latin Root or Affix of the Week

Monday Directions:

1. Complete the table below.
2. Type a definition for each example word provided in the space next the word.
3. Insert a picture example for each word in the space provided.

Root or Affix	Example One	Example Two	Example Three
Uni- (Latin prefix)	Unicorn:	Unicycle:	Uniform:
Meaning single/one	Picture	Picture	Picture

THREE FREE WEEKS OF THE DIGITAL VERSION HERE:

[HTTPS://DOCS.GOOGLE.COM/PRESENTATION/D/1YCE4819SQAPC5JVXPIKJ6LAAFVWHZWWWKWIC-4NWA0/COPY?USP=SHARING](https://docs.google.com/presentation/d/1YCE4819SQAPC5JVXPIKJ6LAAFVWHZWWWKWIC-4NWA0/COPY?USP=SHARING)

Monday: Greek/Latin Root or Affix of the Week

Monday Directions:

1. Write "Week 1 Bell Ringers" at the top of the page.
2. Write Mon., and the date, on the left hand side of your notebook.
3. Make a table like the one below.
4. Write the root or affix in your notebook.
5. Write the meaning of the root or affix in your notebook.
6. Write the three examples in your notebook and draw a picture for each.
7. Draw a line underneath Monday's work.

Root or Affix	Example One	Example Two	Example Three
Uni- (Latin prefix)	Unicorn: A mythical creature with one horn.	Unicycle: A cycle with one wheel.	Uniform: Not changing in form or character; distinctive clothing worn by a group.
Meaning single/one	Picture	Picture	Picture

Tuesday: Picture of the Week

Tuesday Directions:

1. Write Tues., and the date, on the left hand side of your notebook.
2. Make as many inferences as you can about the picture below. Make sure to write in complete sentences.
3. Draw a line underneath Tuesday's work.



Wednesday. Sentence of the Week

Wednesday Directions:

1. Write Weds., and the date, on the left hand side of your notebook.
2. Write down the sentence of the week EXACTLY as it appears below.
3. Make ALL necessary corrections, IN A DIFFERENT COLOR, to make the sentence grammatically correct.
4. Draw a line underneath Wednesday's work.

*jamie went to the store took her packages
to the post office and then went home to
make dinner for her brother joseph*

Thursday. Word of the Week

Thursday Directions:

1. Write Thurs., and the date, on the left hand side of your notebook.
2. Create a table like the one below
3. Write down the "Word of the Week."
4. Write down the definition of the "Word of the Week."
5. Write the part of speech/pronunciation of the "Word of the Week."
6. Use the "Word of the Week" in a sentence.
7. Draw a picture to illustrate the word of the week.
8. Draw a line underneath Thursday's work.

Word/Definition	Part of Speech/ Pronunciation	Sentence	Illustrations
Plot: a literary term used to describe the events that make up a story.	Noun /plŏt/		

Friday: Quote of the Week

Friday Directions:

1. Write Fri., and the date, on the left hand side of your notebook.
2. Write down the "Quote of the Week."
3. In at least 2-3 sentences, write what the quote means to you, or what it makes you think of.
4. Draw/Sketch to illustrate the "Quote of the week."

"When given the choice between being right or being kind, choose kind."

—Dr. Wayne Dyer

Monday: Greek/Latin Root or Affix of the Week

Monday Directions:

1. Write "Week 2 Bell Ringers" at the top of the page.
2. Write Mon., and the date, on the left hand side of your notebook.
3. Make a table like the one below.
4. Write the root or affix in your notebook.
5. Write the meaning of the root or affix in your notebook.
6. Write the three examples in your notebook and draw a picture for each.
7. Draw a line underneath Monday's work.


Root or Affix	Example One	Example Two	Example Three
in-, il-, im-, ir- (Latin prefix)	Inability: not having the ability to do something	Impatient: not patient	Irregular: not regular
Meaning not	Picture	Picture	Picture

Tuesday: Picture of the Week

Tuesday

Directions:

1. Write Tues., and the date, on the left hand side of your notebook.
2. Make as many inferences as you can about the picture below. Make sure to write in complete sentences.
3. Draw a line underneath Tuesday's work.



Wednesday. Sentence of the Week

Wednesday Directions:

1. Write Weds., and the date, on the left hand side of your notebook.
2. Write down the sentence of the week EXACTLY as it appears below.
3. Make ALL necessary corrections, IN A DIFFERENT COLOR, to make the sentence grammatically correct.
4. Draw a line underneath Wednesday's work.

lets call rikki and see if her wants to go to hobby lobby

Thursday. Word of the Week

Thursday Directions:

1. Write Thurs., and the date, on the left hand side of your notebook.
2. Create a table like the one below
3. Write down the "Word of the Week."
4. Write down the definition of the "Word of the Week."
5. Write the part of speech/pronunciation of the "Word of the Week."
6. Use the "Word of the Week" in a sentence.
7. Draw a picture to illustrate the word of the week.
8. Draw a line underneath Thursday's work.

Word/Definition	Part of Speech/ Pronunciation	Sentence	Illustrations
Protagonist: the leading character or one of the major characters in a drama, movie, novel, or other fictional text.	noun /prō'/tag/ən/əst/		

Friday: Quote of the Week

Friday Directions:

1. Write Fri., and the date, on the left hand side of your notebook.
2. Write down the "Quote of the Week."
3. In at least 2-3 sentences, write what the quote means to you, or what it makes you think of.
4. Draw/Sketch to illustrate the "Quote of the week."

"It is our choices, Harry, that show what we truly are, far more than our abilities." -J.K. Rowling, Harry Potter and the Sorcerer's Stone

OTHER MIDDLE SCHOOL ELA

grammar and bell ringer resources in my tpt store

volume ONE middle school
MENTOR SENTENCES



ENTIRE YEAR BUNDLE

6TH-8TH grade

©MARTINA CAHILL - THE HUNGRY TEACHER

volume TWO middle school
MENTOR SENTENCES




ENTIRE YEAR BUNDLE

TWO

©MARTINA CAHILL - THE HUNGRY TEACHER


MIDDLE SCHOOL
UNIQUE ELA BELL RINGERS



YEAR-LONG BUNDLE

©MARTINA CAHILL - THE HUNGRY TEACHER

volume ONE **MIDDLE SCHOOL**
ELA bell ringers




ENTIRE YEAR BUNDLE

editable TEXT

3RD QUARTER

©MARTINA CAHILL - THE HUNGRY TEACHER

volume TWO **MIDDLE SCHOOL**
ELA bell ringers




ENTIRE YEAR BUNDLE

editable TEXT

3RD QUARTER

©MARTINA CAHILL - THE HUNGRY TEACHER

MIDDLE GRADE
ELA bell ringers



whole year bundle

©MARTINA CAHILL - THE HUNGRY TEACHER

OTHER MIDDLE SCHOOL ELA RESOURCES AVAILABLE IN MY STORE

FIFTH GRADE

reading units growing bundle

©MARTINA CAHILL-THE HUNGRY TEACHER

SIXTH GRADE

reading units growing bundle

©MARTINA CAHILL-THE HUNGRY TEACHER

teach with novels all year long!

The hungry teacher newsletter

<https://bit.ly/2TgUT20>

Be the first to know about new resources, new blog posts, and get exclusive freebies like this sent straight to your inbox

PRETTY PRINTABLES
for busy teachers

NEWSLETTER FREEBIE

DAILY, WEEKLY,
MONTHLY (AND MORE)
checklists

Charlina Cahill - the hungry teacher

THANK YOU




connect with me



[TEACHERSPAYTEACHERS.COM/STORE/MARTINA-CAHILL-THE-HUNGRY-TEACHER](https://www.teacherspayteachers.com/store/martina-cahill-the-hungry-teacher)



THEHUNGRYTEACHERBLOG.COM



[@THEHUNGRYTEACHER8TH](https://www.instagram.com/thehungryteacher8th)



[FACEBOOK.COM/THEHUNGRYTEACHER/](https://www.facebook.com/thehungryteacher/)

fonts by:

