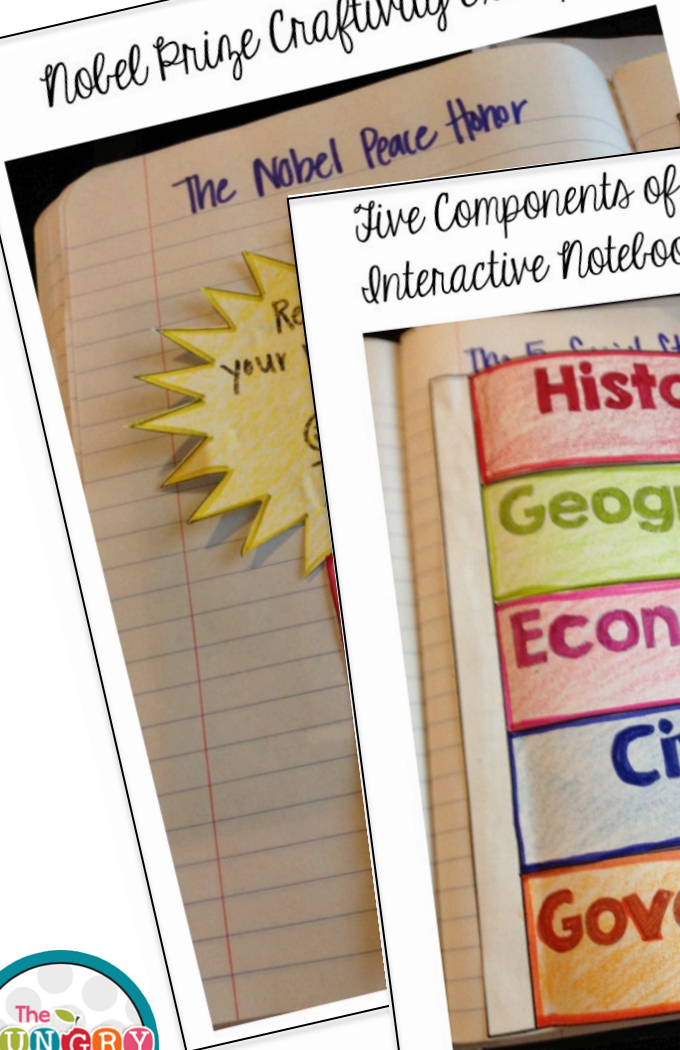


Back To School

Social Studies!

30+ social studies activities for the first weeks of school

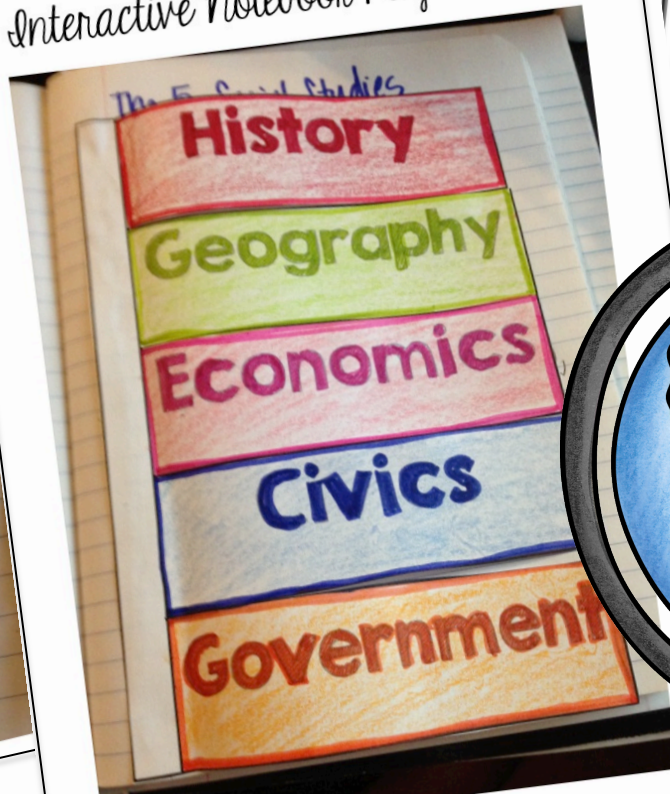
Nobel Prize Craftivity Example



Family "Coat of Arms" Template



Five Components of Social Studies
Interactive Notebook Page Example




©Martina Cahill-the hungry teacher

Check out all of my "back to school" packs!

Back To School

Community Edition!

30+ teamwork activities for the first weeks of school



Back To School

Writing Edition!


30+ writing activities for the first weeks of school



Back To School

Reading Edition!


30+ reading activities for the first weeks of school



Back To School

Social Studies!


30+ social studies activities for the first weeks of school



Back To School

Math Edition!


30+ math activities for the first weeks of school



Back To School

Science Edition!

30+ science activities for the first weeks of school



Check out the complete bundle in my store.
Includes all six back to school packs!

Back To School Big Bundle



Social Studies Goals

Students discuss goals and strengths in Social Studies

Supplies:

1. Social studies goal sheet for each student (next page).

Activity:

1. At the start of every school year, I have students fill out goal sheets for each subject. This allows you and them to see how they feel about subjects, what they are good at, and what goals they have for themselves.
2. We then place these in portfolios to be saved all year.
3. At the end of the year, students fill out similar reflection sheets to see how they have grown in social studies.
4. Have students fill them out and have a class discussion about what some of their goals and strengths are.

Social Studies Class Attitude Survey

Students complete surveys so you can assess their attitudes towards social studies

Supplies:

1. Social studies class attitude survey for each student (after goal sheet)

Activity:

1. Explain to students that you want to assess their attitudes about social studies and that you have a short survey you would like them to fill out.
2. Hand-out the surveys and have students fill them out.
3. When they are done, you could have a class discussion about the surveys to get an even better idea of their attitudes toward social studies or to clear up any misconceptions they may have.

Name: _____

Date: _____

Social Studies

My strengths in social studies are... _____

My goals in social studies are... _____

Some ways that I can achieve this goal are... _____

My teacher and classmates can help me achieve this goal by... _____

Name: _____

Date: _____

Social Studies Class Attitude Survey

Directions: Please answer each question as honestly as possible

1. Do you wish you had more time for social studies in school?
A. Yes B. No C. I don't know
2. Do you have fun in social studies?
A. Yes B. No C. I don't know
3. Do you think the social studies are interesting?
A. Yes B. No C. I don't know
4. Do you think the social studies are exciting?
A. Yes B. No C. I don't know
5. Do you feel comfortable during social studies?
A. Yes B. No C. I don't know
6. Do you feel successful in social studies?
A. Yes B. No C. I don't know
7. Do the social studies make you feel curious?
A. Yes B. No C. I don't know
8. Does your teacher ask you questions about social studies?
A. Yes B. No C. I don't know
9. Do you like to ask questions about social studies?
A. Yes B. No C. I don't know
10. Do you like keeping a social studies portfolio?
A. Yes B. No C. I don't know
11. Are the things you learn in social studies useful to you when you are not in school?
A. Yes B. No C. I don't know
12. Do you think that knowing a lot about social studies will help you in the future?
A. Yes B. No C. I don't know
13. Do you feel that the social studies you study are generally useful to you?
A. Yes B. No C. I don't know
14. Do you think that being a historian would be fun?
A. Yes B. No C. I don't know
15. Do you think that being a historian would make you feel important?
A. Yes B. No C. I don't know

Anything else you want me to know? _____

Fishing for Headlines

Supplies:

- Newspapers that you can cut the headlines out of (one newspaper per group)
- Scissors
- If you wanted to create actual “fishing rods” you would need a magnet, sticks of some sort, string and paperclips. If you make “fishing poles,” just tie the string to the stick and then tie the magnet to the other end of the string. You would then need to attach paperclips to each heading.

Activity:

1. This is a fun activity to encourage students to read articles from a newspaper.
2. For this activity, cut out the headings from a newspaper(s) and place them in bags or containers for each group of students.
3. Students then go “fishing” for headlines, either by using the fishing poles or just using their hands to blindly select a heading.
4. Students could try to infer what their article is about and then they should read their article.
5. Students could then share what they learned from their article and what they learned about newspapers and their headings.

The Five Components of Social Studies

Supplies:

- “The Five Components of Social Studies” interactive notebook page. (Found on next page).

Activity:

1. This is a great activity for the beginning of the year to start the set-up of your social studies notebooks.
2. Start out by showing my example or have your own example of how to glue in the interactive notebook page.
3. Have students cut and paste the interactive notebook page into their notebooks.
4. Then, either as a class or with groups of students, have students fill out the interactive notebooks page to learn about the five components of social studies. This would be a great time for students to get familiar with their social studies textbooks if you have one.
5. Make sure to give them time to color the front flaps of their interactive notebook templates.

Fishing for Headlines

Supplies:

- Newspapers that you can cut the headlines out of (one newspaper per group)
- Scissors
- If you wanted to create actual "fishing rods" you would need a magnet, sticks of some sort, string and paperclips. If you make "fishing poles," just tie the string to the stick and then tie the magnet to the other end of the string. You would then need to attach paperclips to each heading.

Activity:

1. This is a fun activity to encourage students to read articles from a newspaper.
2. For this activity, cut out the headings from a newspaper(s) and place them in bags or containers for each group of students.
3. Students then go "fishing" for headlines, either by using the fishing poles or just using their hands to blindly select a heading.
4. Students could try to infer what their article is about and then they should read their article.
5. Students could then share what they learned from their article and what they learned about newspapers and their headings.

The Five Components of Social Studies

Supplies:

- "The Five Components of Social Studies" interactive notebook page. (Found on next page).

Activity:

1. This is a great activity for the beginning of the year to start the set-up of your social studies notebooks.
2. Start out by showing my example or have your own example of how to glue in the interactive notebook page.
3. Have students cut and paste the interactive notebook page into their notebooks.
4. Then, either as a class or with groups of students, have students fill out the interactive notebooks page to learn about the five components of social studies. This would be a great time for students to get familiar with their social studies textbooks if you have one.
5. Make sure to give them time to color the front flaps of their interactive notebook templates.

History

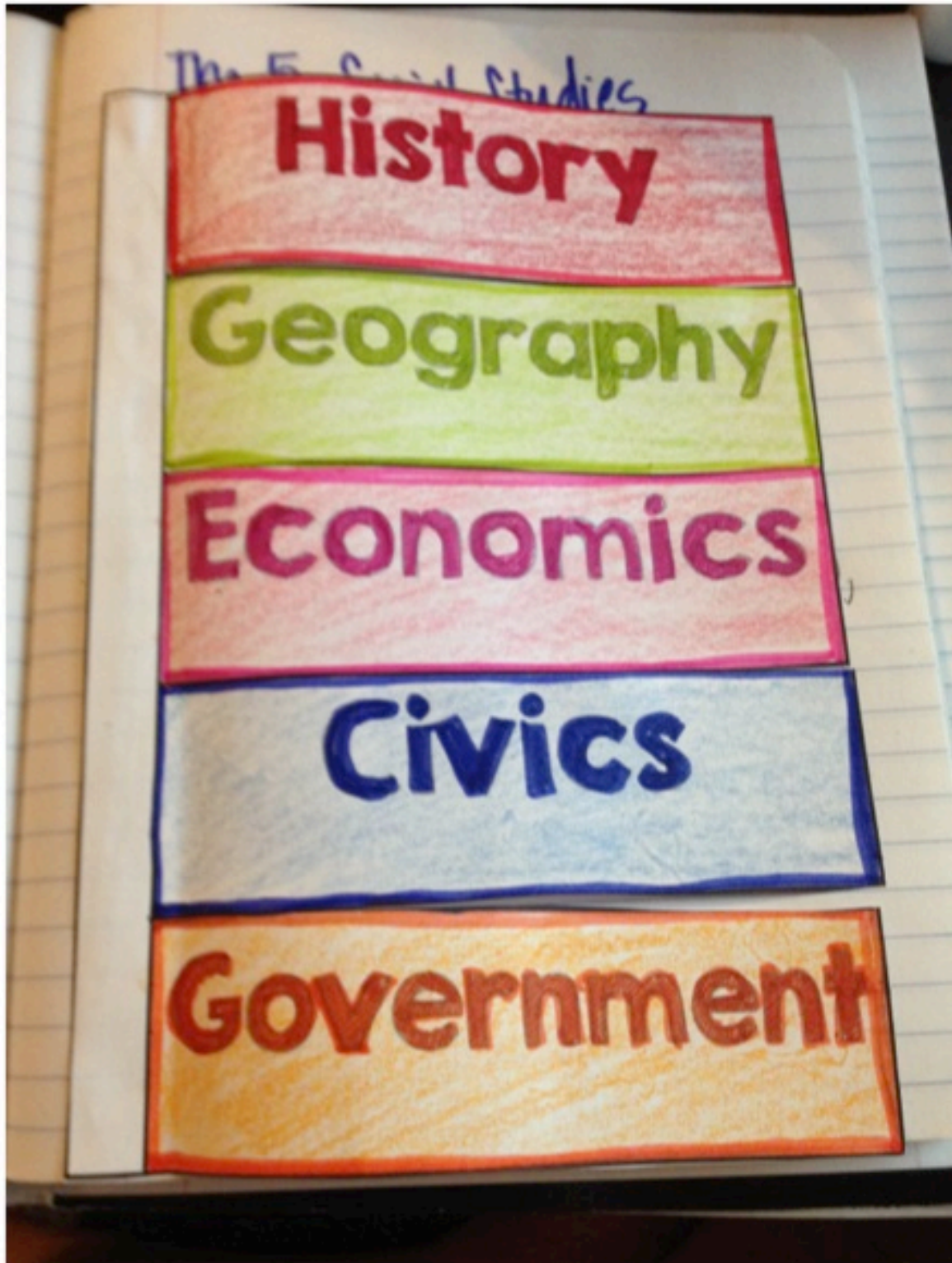
Geography

Economics

Civics

Government

Five Components of Social Studies
Interactive Notebook Page Example



Clipart and fonts by:



Thank you for purchasing my product!

Check out my store @

<https://www.teacherspayteachers.com/Store/Martina-Cahill-The-Hungry-Teacher>

For teaching ideas, freebies, and other fun stuff check out my blog, facebook page, and instagram.



<http://mrscahillsclass.blogspot.com>

instagram: @thehungryteacher5th

<https://www.facebook.com/mrscahillsclass5th>

@martina cahill

MRSCAHILLSCCLASS.BLOGSPOT.COM